

Scaled data based on original data using
LM-79-08 Approved Method: Electrical and Photometric Measurements of Solid-
State Lighting Products

Test Report Prepared for
Cooper Lighting Solutions
(formerly Eaton)

Brand: McGRAW-EDISON

Report Number: P943923

Luminaire Tested: **GALN-SB8C-850-U-T1**

Issue Date: 1/21/2025

Test Information

Test Method: LM-79-08
Report Number: P943923
TEST IS SCALED FROM IESNA LM-79-08 TEST DATA (G2-2405-108-2)
Test Lab: INNOVATION CENTER
Issue Date: 1/21/2025
Manufacturer: COOPER LIGHTING SOLUTIONS (FORMERLY EATON)
Product Line: MCGRAW-EDISON
Catalog Number: GALN-SB8C-850-U-T1
Description: GALLEON AREA AND ROADWAY HIGH DENSITY LED LUMINAIRE
(8) 80 CRI, 5000K, 615mA LIGHTSQUARES WITH 26 LEDS EACH AND TYPE I OPTICS
Light Source: -
Ballast/Driver: -

Summary

Lumens per Lamp: N/A
Luminaire Lumens: 57303 lumens
Efficiency: N/A
Efficacy: 143.3 lumens/watt
Luminous Opening: Rectangular (W 1.5' x L: 1.5' x H: 0')
IES Classification: Type I - Short
BUG Rating: B5 - U0 - G5

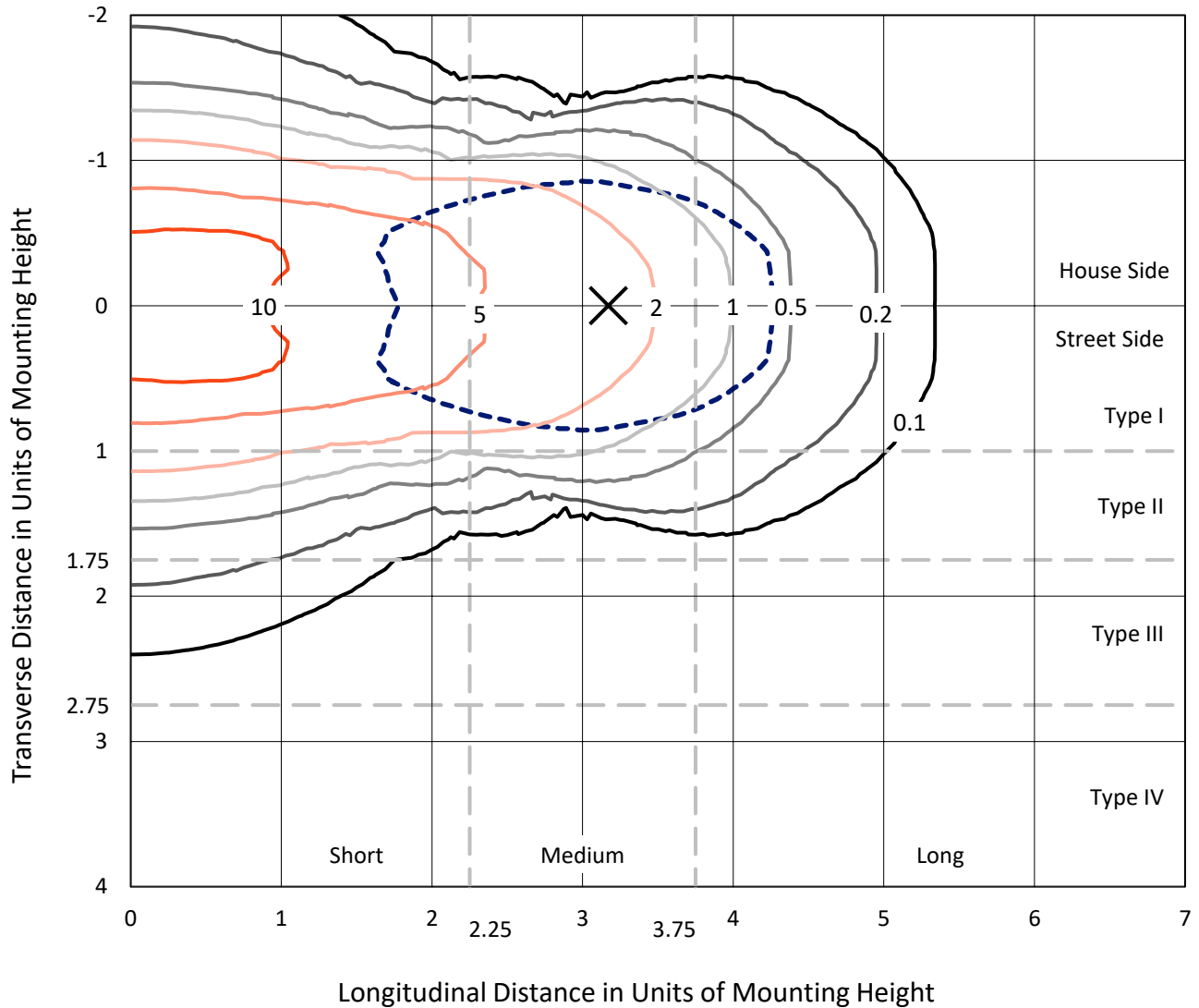
Input Watts (W): 399.8
Input Voltage (V): NR
Input Current (Ain): NR
Voltage Rise (V): NR
Power Factor: NR
Total Harmonic Distortion (THDi): NR
Frequency (hertz): 60
Stabilization Time: NR
Operation Time: NR
Ambient Temperature (°C): NR
Test Distance: 24 FT



REPORT NUMBER: P943923
 CATALOG NUMBER: GALN-SB8C-850-U-T1

Iso-Footcandle Lines of Horizontal Illumination

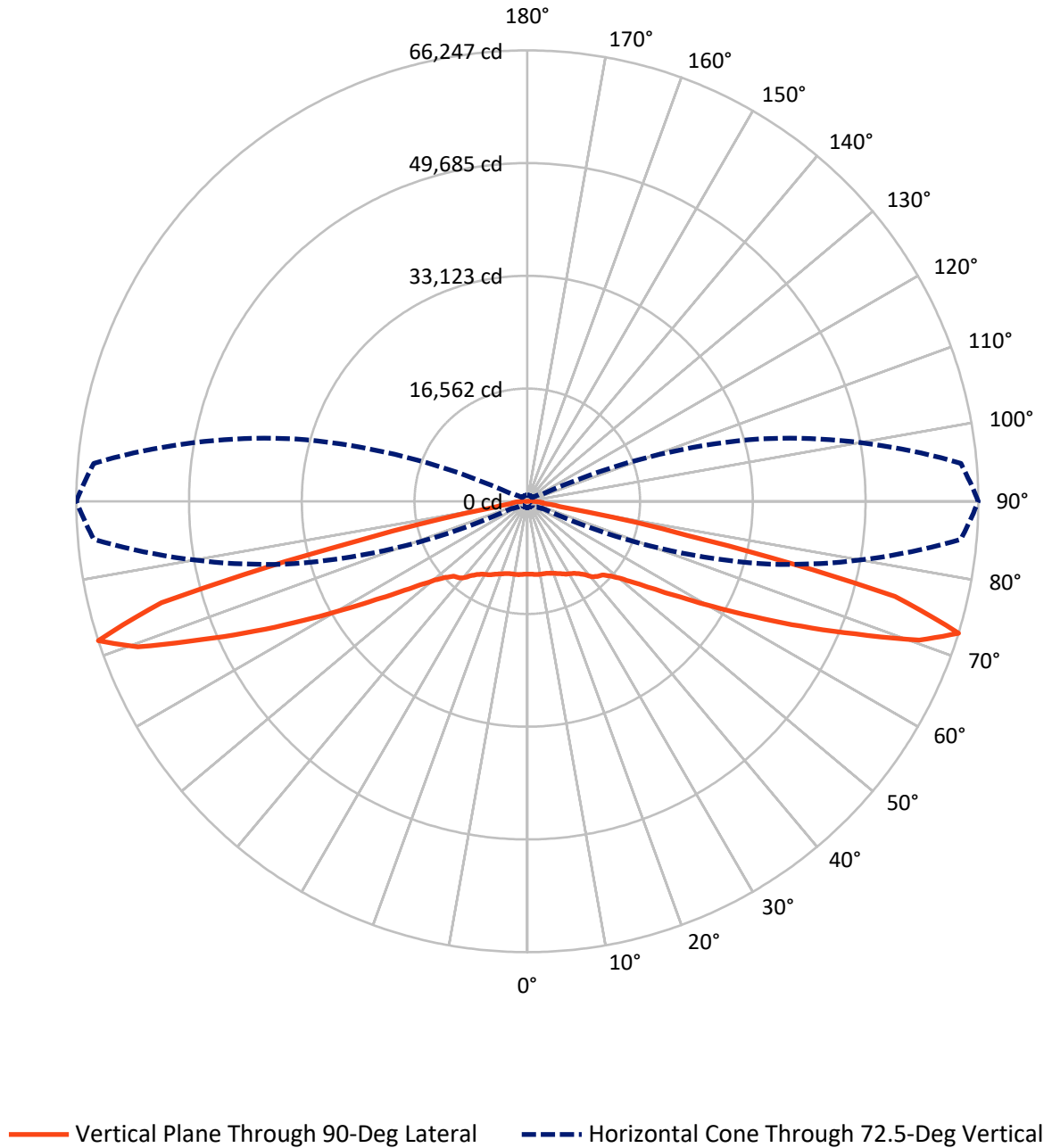
× Max cd
 - - - 1/2 Max cd



Based on 25 foot mounting height. Maximum calculated value = 17.1 fc
 Type I - Short - N/A

REPORT NUMBER: P943923
CATALOG NUMBER: GALN-SB8C-850-U-T1

Luminous Intensity Polar Plot



REPORT NUMBER: P943923
 CATALOG NUMBER: GALN-SB8C-850-U-T1

FLUX DISTRIBUTION:

		Downward	Upward	Total
House Side	Lumens	28651.5	0.0	28651.5
	% Fixture	50.0	0.0	50.0
Street Side	Lumens	28651.5	0.0	28651.5
	% Fixture	50.0	0.0	50.0
Total	Lumens	57303.0	0.0	57303.0
	% Fixture	100.0	0.0	100.0

ZONAL LUMENS:

Zone	Lumens	% Fixture
0°-10°	1038.2	1.8
10°-20°	3174.5	5.5
20°-30°	5293.2	9.2
30°-40°	7279.8	12.7
40°-50°	8890.6	15.5
50°-60°	10283.0	17.9
60°-70°	12260.8	21.4
70°-80°	8557.2	14.9
80°-90°	525.6	0.9
90°-100°	0.0	0.0
100°-110°	0.0	0.0
110°-120°	0.0	0.0
120°-130°	0.0	0.0
130°-140°	0.0	0.0
140°-150°	0.0	0.0
150°-160°	0.0	0.0
160°-170°	0.0	0.0
170°-180°	0.0	0.0
0°-90°	57303.0	100.0
0°-180°	57303.0	100.0

Coefficient of Utilization



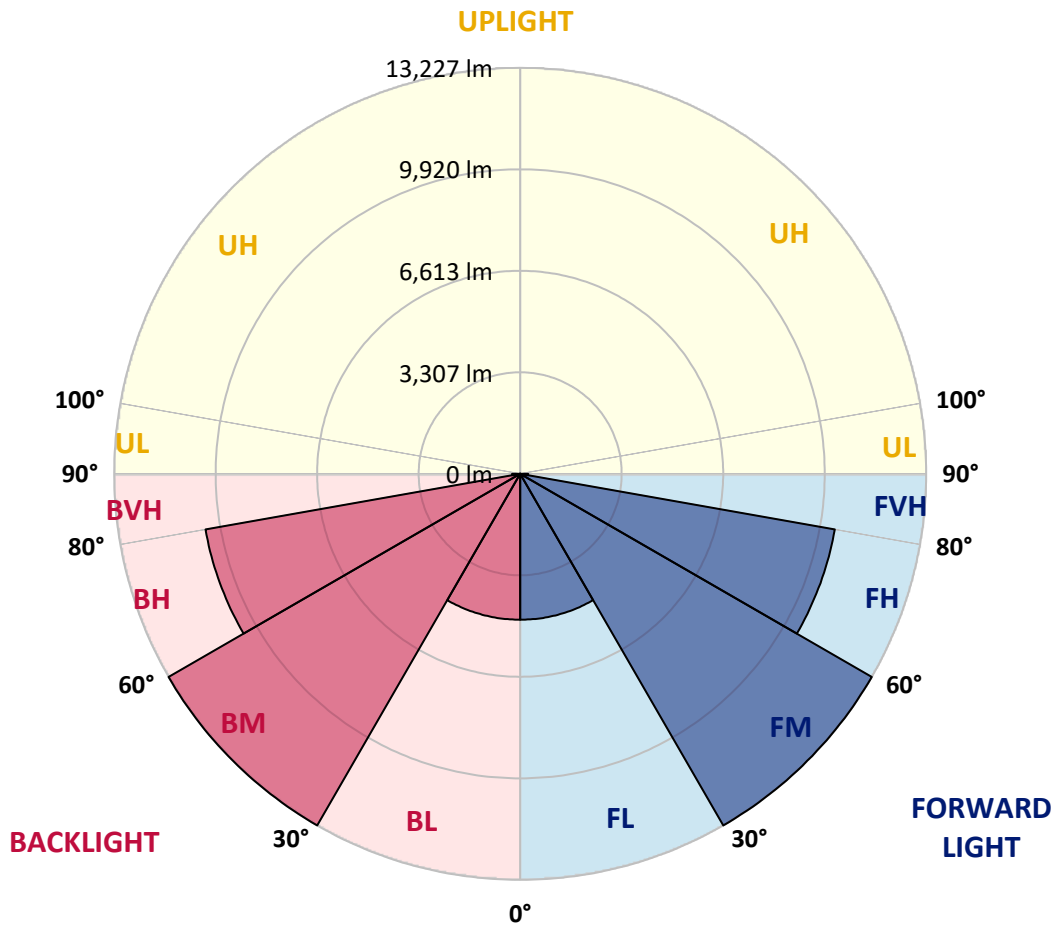
REPORT NUMBER: P943923
 CATALOG NUMBER: GALN-SB8C-850-U-T1

LUMINAIRE CLASSIFICATION SYSTEM LUMEN TABLE AND BUG RATING:

Zone	Lumens	% Fixture	Zone Rating/Lumen Limit		
			B	U	G
FL (0°-30°)	4753.0	8.3			
FM (30°-60°)	13226.7	23.1			
FH (60°-80°)	10409.0	18.2			G4/12000
FVH (80°-90°)	262.8	0.5			G3/500
BL (0°-30°)	4753.0	8.3	B4/5000		
BM (30°-60°)	13226.7	23.1	B5		
BH (60°-80°)	10409.0	18.2	B5		G5
BVH (80°-90°)	262.8	0.5			G3/500
UL (90°-100°)	0.0	0.0		U0/0	
UH (100°-180°)	0.0	0.0		U0/0	

BUG Rating: B5-U0-G5

Type I Short



REPORT NUMBER: P943923
 CATALOG NUMBER: GALN-SB8C-850-U-T1

CANDELA DISTRIBUTION (FULL):

	0°	5°	15°	25°	35°	45°	55°	65°	75°	85°
0°	10707.7	10707.7	10707.7	10707.7	10707.7	10707.7	10707.7	10707.7	10707.7	10707.7
2.5°	10716.8	10729.0	10729.0	10719.9	10741.2	10722.9	10722.9	10713.8	10722.9	10713.8
5°	10771.6	10786.9	10792.9	10789.9	10817.3	10802.1	10802.1	10789.9	10792.9	10783.8
7.5°	10875.2	10896.5	10908.7	10923.9	10963.5	10945.2	10933.0	10896.5	10881.3	10856.9
10°	10908.7	10933.0	10972.6	11051.8	11143.2	11146.2	11109.7	11018.3	10948.3	10893.4
12.5°	10805.1	10838.6	10920.8	11082.3	11286.3	11368.5	11310.7	11158.4	11021.3	10923.9
15°	10674.2	10710.7	10835.6	11079.2	11380.7	11572.6	11566.5	11365.5	11146.2	10993.9
17.5°	10470.1	10506.7	10686.4	11027.4	11453.8	11770.5	11855.8	11648.7	11341.1	11137.1
20°	10101.6	10135.1	10384.9	10863.0	11478.2	11980.7	12203.0	12020.2	11636.5	11359.4
22.5°	9623.5	9675.3	9967.6	10579.8	11420.3	12199.9	12598.9	12474.0	11980.7	11596.9
25°	9111.9	9166.7	9507.8	10232.6	11271.1	12358.3	13067.9	12988.7	12370.5	11892.3
27.5°	8670.3	8728.2	9099.7	9888.5	11039.6	12419.2	13530.8	13570.4	12842.5	12218.2
30°	8323.1	8377.9	8773.8	9611.3	10741.2	12358.3	13935.8	14209.9	13323.7	12501.4
32.5°	7942.4	8012.5	8429.7	9273.3	10387.9	12212.1	14289.1	14901.2	13881.0	12806.0
35°	7461.3	7525.2	7963.8	8810.4	9925.0	11977.6	14584.5	15668.6	14678.9	13268.9
37.5°	6876.5	6937.4	7372.9	8231.8	9465.1	11648.7	14809.8	16533.5	15629.1	13935.8
40°	6288.8	6346.6	6754.7	7586.1	8913.9	11228.4	14889.0	17380.2	16719.3	14852.5
42.5°	5749.7	5801.5	6176.1	6949.6	8295.7	10692.4	14785.5	18117.2	17696.9	15492.0
45°	5253.3	5299.0	5631.0	6352.7	7653.1	10040.7	14474.8	18909.0	18860.2	15948.8
47.5°	4686.9	4732.6	5076.7	5774.1	7010.5	9276.3	13948.0	19688.6	20477.4	16984.3
50°	3995.6	4035.2	4388.4	5107.2	6343.6	8463.2	13217.1	20300.7	22517.8	18552.7
52.5°	3176.4	3219.0	3563.1	4281.9	5551.8	7589.2	12254.7	20699.7	24874.9	20842.8
55°	2363.2	2393.7	2692.1	3337.8	4571.2	6593.3	11048.8	20812.3	27548.8	23973.5
57.5°	1714.6	1732.8	1924.7	2405.9	3465.7	5347.7	9583.9	20520.0	30731.3	27987.3
60°	1388.7	1394.8	1452.7	1665.8	2408.9	3940.8	7814.5	19515.0	34184.8	33161.5
62.5°	1260.8	1260.8	1276.0	1333.9	1629.3	2600.8	5673.6	17431.9	37888.0	39700.0
65°	1172.5	1172.5	1178.6	1206.0	1285.2	1656.7	3581.4	14039.4	41009.5	47359.2
67.5°	1093.3	1096.3	1093.3	1102.4	1148.1	1224.3	2077.0	9696.6	42690.6	55295.6
70°	1011.1	1017.2	1001.9	1001.9	1038.5	1041.5	1300.4	5317.3	41295.8	61946.7
72.5°	913.6	922.8	898.4	892.3	919.7	907.5	977.6	2552.1	35454.7	63932.3
75°	828.4	840.5	785.7	770.5	770.5	761.4	794.9	1309.5	23011.1	52152.7
77.5°	752.2	776.6	688.3	639.5	627.4	599.9	648.7	800.9	10065.1	24485.1
80°	621.3	654.8	566.4	508.6	487.3	456.8	511.6	560.4	2993.6	5685.8
82.5°	462.9	478.1	402.0	362.4	344.1	322.8	383.7	389.8	974.5	2013.0
85°	295.4	301.5	246.7	213.2	204.0	194.9	243.6	213.2	371.5	1480.1
87.5°	103.5	118.8	94.4	85.3	91.4	76.1	112.7	64.0	103.5	1044.6
90°	0.0	0.0	0.0	0.0	0.0	0.0	0.0	0.0	0.0	0.0

(END C

90°

10707.7
10713.8
10783.8
10856.9
10884.3
10908.7
10969.6
11103.6
11307.6
11526.9
11794.9
12114.7
12352.2
12617.1
13058.7
13655.6
14554.0
15108.3
15431.1
16387.4
17803.5
19920.0
22819.3
26534.7
31331.2
37248.4
44259.0
51948.6
61066.6
66246.9
55782.8
23976.5
5445.2
2274.9
2150.1
1294.3
0.0

OF REPORT)